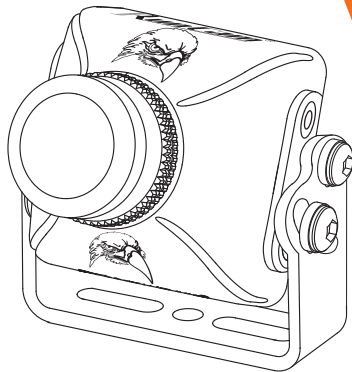


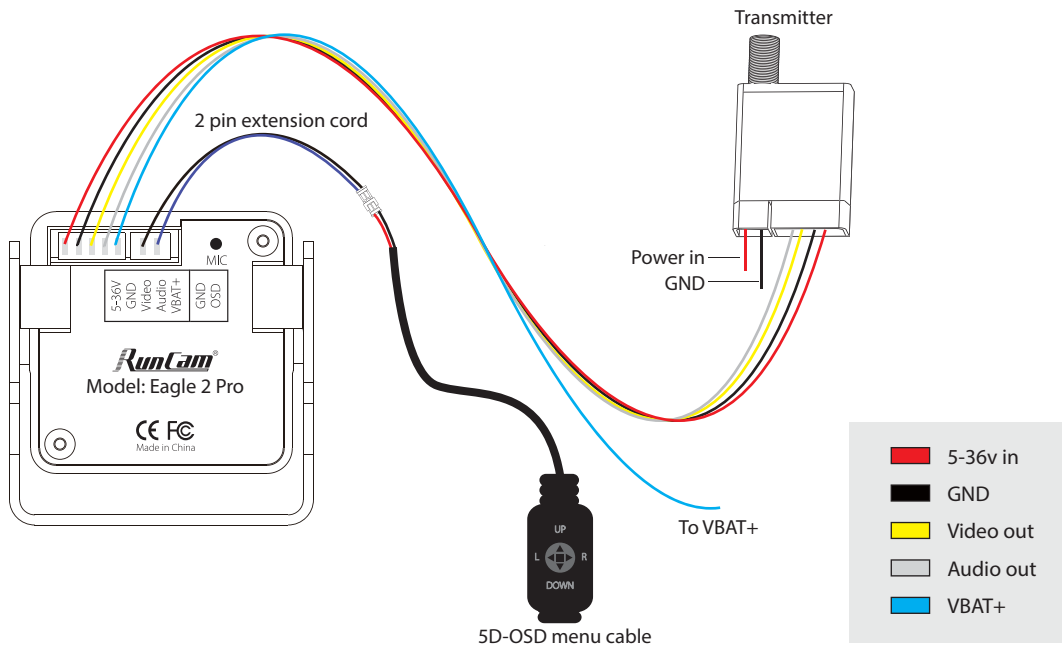


RUNCAM EAGLE 2 PRO USER MANUAL



Connection

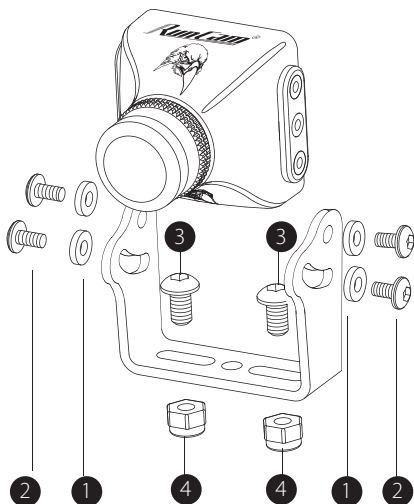
* Unplug the 5D-OSD menu cable after OSD setting.



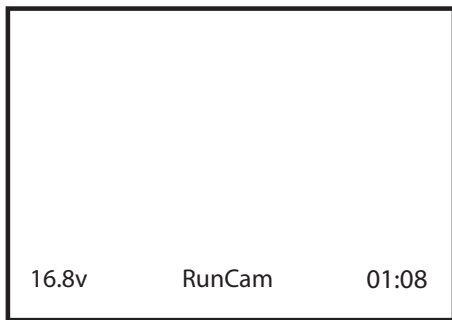
Dimensions & Installation



- 1 Nylon Gaskets
- 2 M2*4 Screws
- 3 M3*5 Screws
- 4 M3 Non-slip Nuts



OSD Menu



- **Quick settings:**

Long press the LEFT/DOWN/RIGHT button for 2 seconds to activate the VOLTAGE/PILOT/TIMER, then you can use the UP, DOWN, LEFT and RIGHT buttons to move it to the appropriate location on the screen, and press the CENTER button to exit.

- **Voltage Calibration**

- Press and hold the RIGHT button for 2 seconds to select the voltage
- Press and hold the CENTER button for 2 seconds, the voltage starts to flash, now you can adjust the Voltage:
 - Reduce (LEFT button) or increase (RIGHT button) 0.1V each press. Maximum adjustment range: $\pm 1v$
 - After adjustment, press the CENTER button to select the voltage, then press it again to save and exit.
- The OSD displays by default the input voltage of the camera. If the VBAT + cable is connected to the battery's positive side, it displays the battery voltage instead.

OSD Menu

OSD Setting: Press and hold the UP button for 2 seconds to enter OSD setup menu.

RunCam

1234567890ABCDEFGH
HIJKLMNOPQRSTUVWXYZ
Yzabcdefghijklmnop
pqrstuvwxyz.-:/@

PILOT	ON
TIMER	ON
VOLTAGE	ON
BASELINE	OFF
DEFAULT	
EXIT	

- PILOT: ON/OFF
 - TIMER: ON/OFF
 - VOLTAGE: ON/OFF
 - BASELINE: OFF/1-9
 - EXIT: Save the current settings and exit
-
- Customize the PILOT name: Use the UP, DOWN, LEFT and RIGHT buttons to navigate through the letters and confirm with the CENTER button.

Camera Menu

MAINMENU

IMAGE	←↵
DAY&NIGHT	Color
VIDEO STANDARD	PAL-50HZ
SCREEN FORMAT	4-3
LANGUAGE	ENGLISH
LOAD DEFAULT	
SOFT VERSION	
SAVE&EXIT	
EXIT	

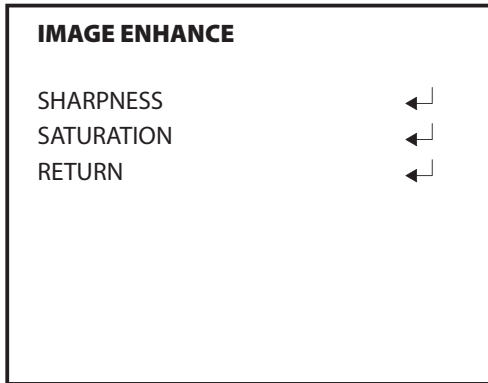
- DAY&NIGHT (Color/B&W/Auto/External)
- VIDEO STANDARD (PAL-50Hz/NTSC-60Hz)
- SCREEN FORMAT (4-3/16-9)
- LANGUAGE (English/中文)

IMAGE

MAX GAIN	9
WDR	ON
IMAGE ENHANCE	←↵
MIRROR	OFF
BRIGHTNESS	36
ZOOM IN	0
RETURN	←↵

- MAX GAIN (9 / 1-9)
- WDR (ON/OFF)
- MIRROR (OFF/ON)
- BRIGHTNESS (36 / 8-250)
- ZOOM IN (0 / 0-5)

Camera Menu



- SHARPNESS (AUTO/MANUAL: 0-15)
- SATURATION (AUTO/MANUAL: 0-15)

Model	RunCam Eagle 2 PRO	
Image Sensor	1/1.8" CMOS Sensor	
Horizontal Resolution	800TVL	
Lens	FOV 170 2.1mm @ 16:9	FOV 140 2.5mm @ 4:3
Screen Format	16:9 / 4:3 Switchable on OSD menu	
Signal System	NTSC/PAL Switchable on OSD menu	
Integrated OSD	Yes	
Integrated MIC	Yes	
S/N Ratio	>50dB	
Electronic Shutter Speed	Auto	
Max Gain	1-9	
Min. Illumination	0.01Lux/F1.2	
WDR	Global WDR	
Day/Night	Auto/External/Color/B&W	
Power	DC 5-36 V	
Work Current	12V@90mA / 5V@200mA	
Housing Material	ABS	
Net Weight	15g	
Dimensions	L28mm * W26mm * H28.8mm	

www.runcam.com